



PROTECTING CARGO SECURITY & SUPPLY CHAIN RESILIENCE IN AN UNPREDICTABLE WORLD

GINO LAIOS
BOARD MEMBER

**TRANSPORTED ASSET
PROTECTION ASSOCIATION**
EUROPE, MIDDLE EAST
& AFRICA REGION

About TAPA

The Transported Asset Protection Association (TAPA) is the world's leading supply chain resilience and security Association

- Established 1997 in three regions: the Americas, Asia Pacific, and Europe, Middle East & Africa
- Over 900 member companies in the EMEA region
- Bringing together Manufacturers, Logistics Service Providers, Law Enforcement Agencies, Insurers & Security Service Providers and other supply chain security stakeholders
- **Mission:** to minimise cargo losses and optimise the resilience of our members' supply chains



As supply chain resilience grabs c-suite attention, TAPA EMEA'S value proposition is stronger than ever...

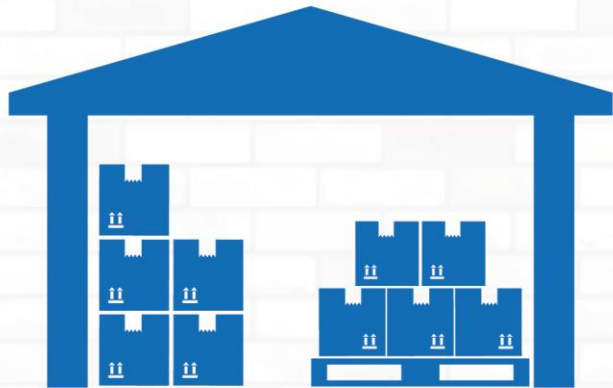


With supply chain resilience now at the forefront of global business agendas, more companies are seeking the benefits TAPA EMEA is able to deliver:

- Improved Operational Security
- Enhanced Loss Prevention
- Greater Awareness of Supply Chain Resilience Risks
- Reduced Supply Chain Losses
- Brand Protection & Integrity
- Protected Client Relationships
- Improved Employee Safety
- Optimised Supply Chain Efficiency
- Access to Intelligence Data
- Security Standards & Training
- Asset Protection

Industry Standards

In EMEA, TAPA offers x3 industry standards - minimum security standards 'created by the industry, for the industry' which are independently audited and reviewed every 3 years to address new threats...



**FACILITY SECURITY
REQUIREMENTS**



**TRUCKING SECURITY
REQUIREMENTS**



**PARKING SECURITY
REQUIREMENTS**

Growing membership reach across our region

In 2023, we increased our footprint, welcoming 182 new member companies in...

- Austria
- Bahrain
- Belgium
- Bulgaria
- Cyprus
- Czech Republic
- Denmark
- France
- Germany
- Greece
- Hungary
- Ireland
- Israel
- Italy
- Kazakhstan
- Latvia
- Lithuania
- Moldova
- Netherlands
- Poland
- Portugal
- Romania
- Saudi Arabia
- Slovakia
- South Africa
- Spain
- Sweden
- Switzerland
- Tunisia
- Turkey
- United Arab Emirates
- United Kingdom
- + United States

TAPA EMEA's membership now spans 45 countries in Europe, the Middle East & Africa



Our TAPPA EMEA Family

Today, we are a networking community of...

738

Full members

296

LEA partners

100

SSP members

33

TAPs

16

PPO members

12

Consultants

7

Honorary members



The association of supply chain resilience leaders... Manufacturers/Shippers



... And the world's leading logistics service providers



Since the start of 2023, new TAPA EMEA members include...



CARGO CRIME MONITOR

€1,861,368

DAILY LOSS FOR 12 MONTHS

52,810

Number of new cargo crimes recorded in the TIS database in 12 months

78

Number of countries in EMEA reporting incidents

Most stolen product: Fuel - 1,961 losses

€679,399,455

Total loss for the 3,255 or 6.2% of crimes stating a value

3% Or 1,586 of the recorded incidents took place in **Unclassified Parking Locations**

423 – Number of major incidents with a loss value of €100K+

1,390

Or 2.6% of incidents reported the M.O. of Violence or Threat with Violence



62

Germany recorded most major cargo losses of €100,000+

€1,502,507

Average loss for recorded cargo thefts with a value of €100,000+ reported to the TAPA EMEA Intelligence System (TIS) in 12 months

TYPE OF M.O. - TOP 5

DATA PERIOD: 2023

	INCIDENTS	% OF TOTAL
Unknown	46682	88.396%
Intrusion	4368	8.271%
Violent & Threat with Violence	1390	2.632%
Internal	233	0.441%
Deception Other	43	0.081%
TOP 5 TOTAL	52716	99.822%

OTHER M.O.

	INCIDENTS	% OF TOTAL
Forced Stop	39	0.074%
Theft from Moving Vehicle	32	0.061%
Deceptive Pick Up	15	0.028%
Deceptive Stop	8	0.015%
TOTAL	94	0.178%

21

Number of TAPA TIS product categories recording losses in 12 months.

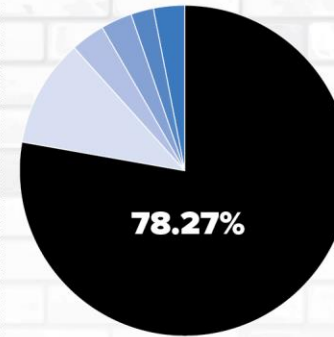


98%

Of all cargo crimes recorded took place in the top 10 countries.

€15.8m

Of losses involved cargo thefts with a value of €50K-€100K



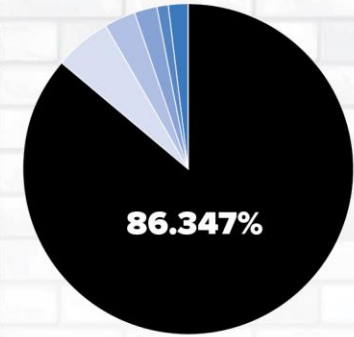
INCIDENTS - TOP 5

DATA PERIOD: 2023

	INCIDENTS	% OF TOTAL
Theft	41335	78.27%
Theft from Vehicle	5584	10.57%
Theft from Trailer	1777	3.36%
Theft from Facility	1654	3.13%
Robbery	1056	2.00%
TOP 5 TOTAL	51406	97%

OTHER INCIDENTS

	INCIDENTS	% OF TOTAL
Theft of Vehicle	600	1.14%
Hijacking	252	0.48%
Theft from Container	124	0.23%
Truck Theft	110	0.21%
Theft of Trailer	101	0.19%
Clandestine	89	0.17%
Fraud	59	0.11%
Unknown	30	0.06%
Theft of Container	26	0.05%
Theft from Train	13	0.02%
TOTAL	1404	3%



TYPE OF LOCATIONS - TOP 5

DATA PERIOD: 2023

	INCIDENTS	% OF TOTAL
Unknown	45600	86.347%
Origin Facility	2908	5.507%
Unclassified Parking	1586	3.003%
En Route	1123	2.126%
Destination Facility	626	1.185%
TOP 5 TOTAL	51843	98.169%

OTHER LOCATIONS

	INCIDENTS	% OF TOTAL
Retail Store	468	0.886%
Authorised 3rd Party Facility	244	0.462%
Services 3rd Party Facility	92	0.174%
Secured Parking	62	0.117%
Railway Operation Facility	46	0.087%
Maritime Transportation Facility	31	0.059%
Road Transportation Facility	16	0.030%
Aviation Transportation Facility	8	0.015%
TOTAL	94	1.831%

230

Crimes in EMEA recorded a loss value of between €50,000 & €100,000

€200,000,000

Biggest single loss: theft of miscellaneous goods from a supply chain in Ghent, Belgium, in June.

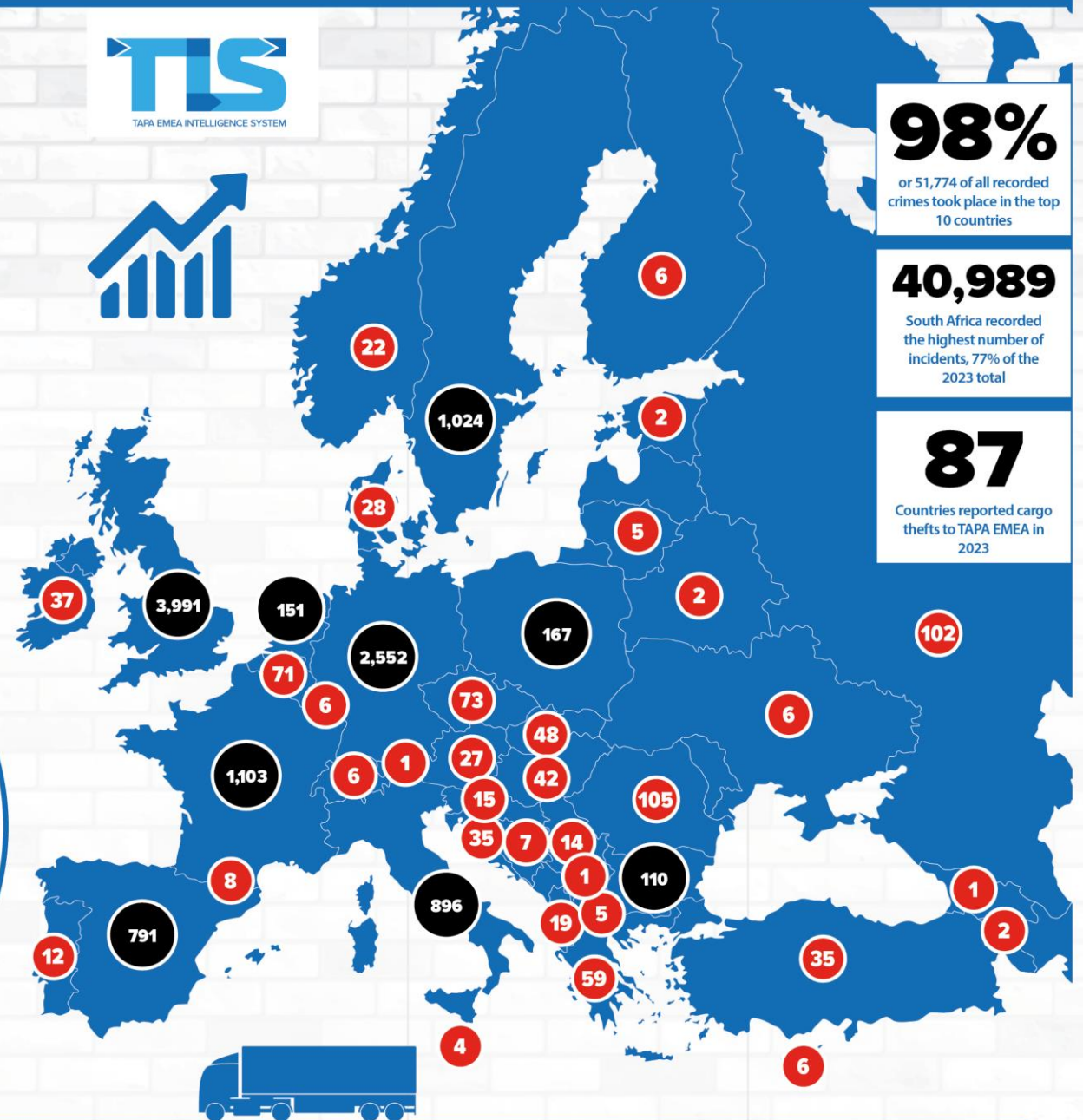
CARGO CRIME BY COUNTRY



NO. OF INCIDENTS		
TOP 10	No. of Incidents	Percentage
▶ South Africa	40,989	77.616%
▶ United Kingdom	3,991	7.557%
▶ Germany	2,552	4.832%
▶ France	1,103	2.089%
▶ Sweden	1,024	1.939%
▶ Italy	896	1.697%
▶ Spain	791	1.498%
▶ Poland	167	0.316%
▶ Netherlands	151	0.286%
▶ Bulgaria	110	0.208%
OTHER INCIDENTS	18 MONTHS	2020
▶ Romania	105	0.199%
▶ Russian Federation	102	0.193%
▶ Czechia	73	0.138%
▶ Belgium	71	0.134%
▶ Greece	59	0.112%
▶ Nigeria	55	0.104%
▶ Slovakia	48	0.091%
▶ Hungary	42	0.080%
▶ Ireland	37	0.070%
▶ Turkey	35	0.066%
▶ Egypt	35	0.066%
▶ Croatia	35	0.066%
▶ Denmark	28	0.053%
▶ Austria	27	0.051%
▶ Norway	22	0.042%
▶ Albania	19	0.036%
▶ Kenya	15	0.028%
▶ Slovenia	15	0.028%
▶ Serbia	14	0.027%
▶ Portugal	12	0.023%
▶ Morocco	9	0.017%
▶ Andorra	8	0.015%
▶ Lebanon	8	0.015%
▶ Bosnia and Herzegovina	7	0.013%
▶ Tunisia	7	0.013%
▶ Saudi Arabia	7	0.013%
▶ United Arab Emirates	7	0.013%
▶ Switzerland	6	0.011%
▶ Cyprus	6	0.011%
▶ Ukraine	6	0.011%
▶ Finland	6	0.011%
▶ Luxembourg	6	0.011%
▶ Sudan	5	0.009%
▶ Ghana	5	0.009%
▶ North Macedonia	5	0.009%
▶ Uganda	5	0.009%

▶ Lithuania	5	0.009%
▶ Malta	4	0.008%
▶ Algeria	4	0.008%
▶ Kuwait	4	0.008%
▶ Ethiopia	4	0.008%
▶ Yemen	4	0.008%
▶ Israel	3	0.006%
▶ Sierra Leone	3	0.006%
▶ Liberia	3	0.006%
▶ Somalia	3	0.006%
▶ Lesotho	3	0.006%
▶ Belarus	2	0.004%
▶ Mozambique	2	0.004%
▶ Mauritania	2	0.004%
▶ Guinea-Bissau	2	0.004%
▶ Côte d'Ivoire	2	0.004%
▶ Benin	2	0.004%
▶ Syrian Arab Republic	2	0.004%
▶ Azerbaijan	2	0.004%
▶ Congo, Democratic Republic of the	2	0.004%
▶ Equatorial Guinea	2	0.004%
▶ Namibia	2	0.004%

▶ Estonia	2	0.004%
▶ Eswatini	2	0.004%
▶ Libya	2	0.004%
▶ Zimbabwe	1	0.002%
▶ Kosovo	1	0.002%
▶ Mauritius	1	0.002%
▶ Djibouti	1	0.002%
▶ Armenia	1	0.002%
▶ Liechtenstein	1	0.002%
▶ Burundi	1	0.002%
▶ Cabo Verde	1	0.002%
▶ Mayotte	1	0.002%
▶ Congo	1	0.002%
▶ Iraq	1	0.002%
▶ Gambia	1	0.002%
▶ Angola	1	0.002%
▶ Palestine, State of	1	0.002%
▶ Tanzania, United Republic of	1	0.002%
▶ Senegal	1	0.002%



98%
or 51,774 of all recorded crimes took place in the top 10 countries

40,989
South Africa recorded the highest number of incidents, 77% of the 2023 total

87
Countries reported cargo thefts to TAPA EMEA in 2023

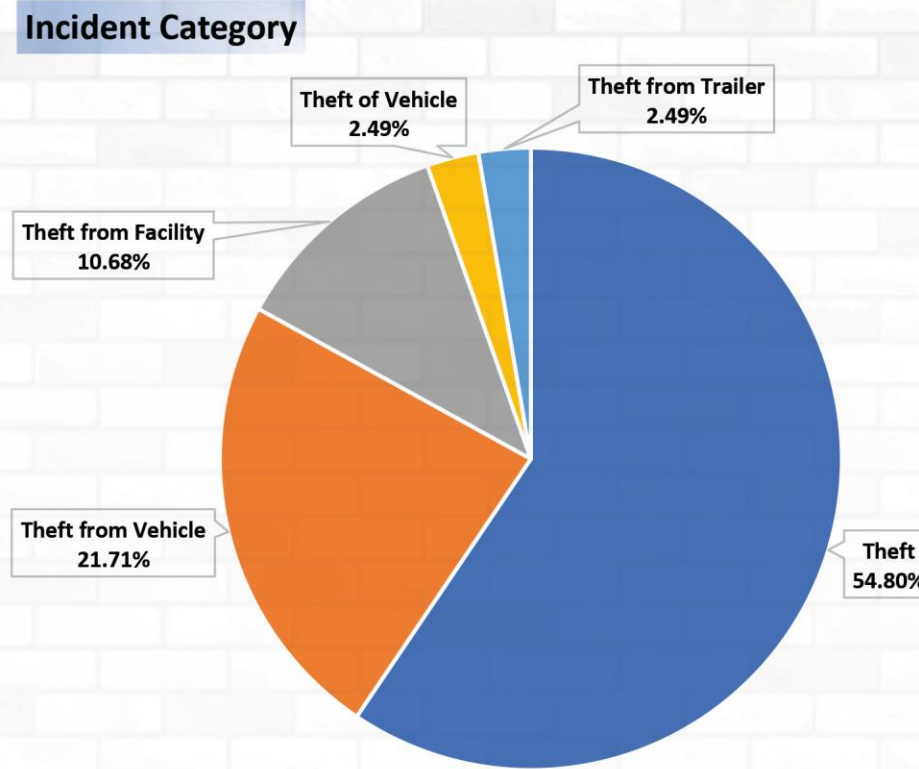
Recorded cargo crime – Europe vs. Romania

	Europe	Romania
Total number of incidents reported to TAPA EMEA	31,860	281
% of incidents with a loss value	7,284	153
Total loss for cargo thefts stating a value	€900,604,575	€8,749,767
% of incidents with a value	23%	54%
Average loss for cargo crimes over €100K	€1,021,638	€226,988

Note: Incidents reported to the TAPA EMEA Intelligence System: Jan 2021-Mar 2024

Recorded cargo crime - Romania - Types of Incidents

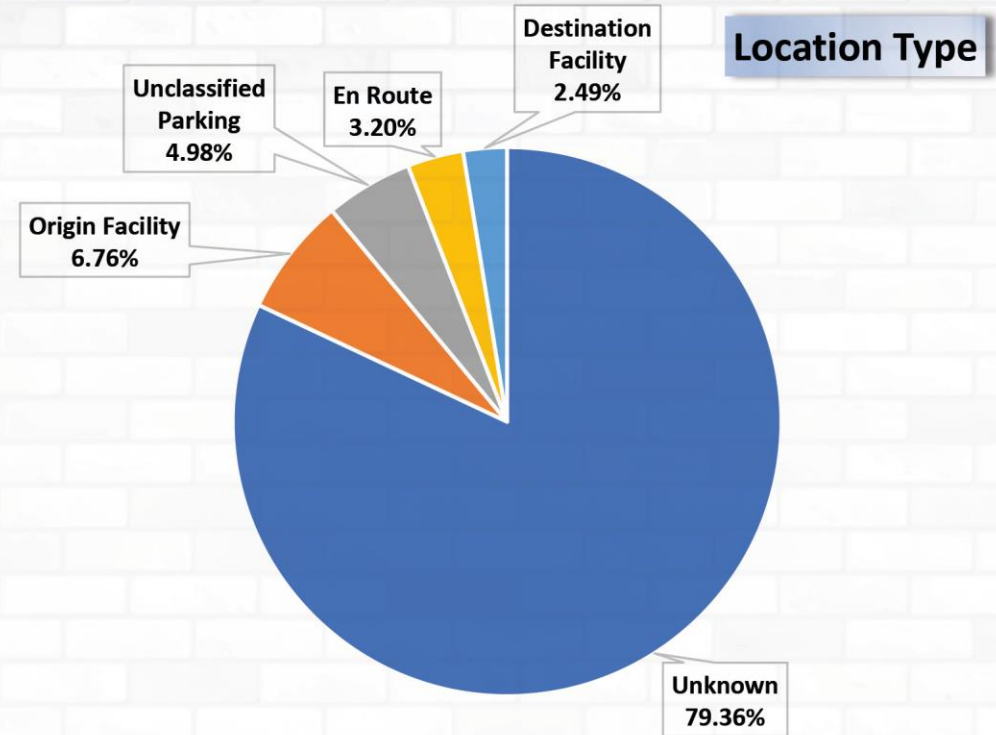
Theft	154	54.80%
Theft from Vehicle	61	21.71%
Theft from Facility	30	10.68%
Theft of Vehicle	7	2.49%
Theft from Trailer	7	2.49%



Note: Incidents reported to the TAPA EMEA Intelligence System: Jan 2021-Mar 2024

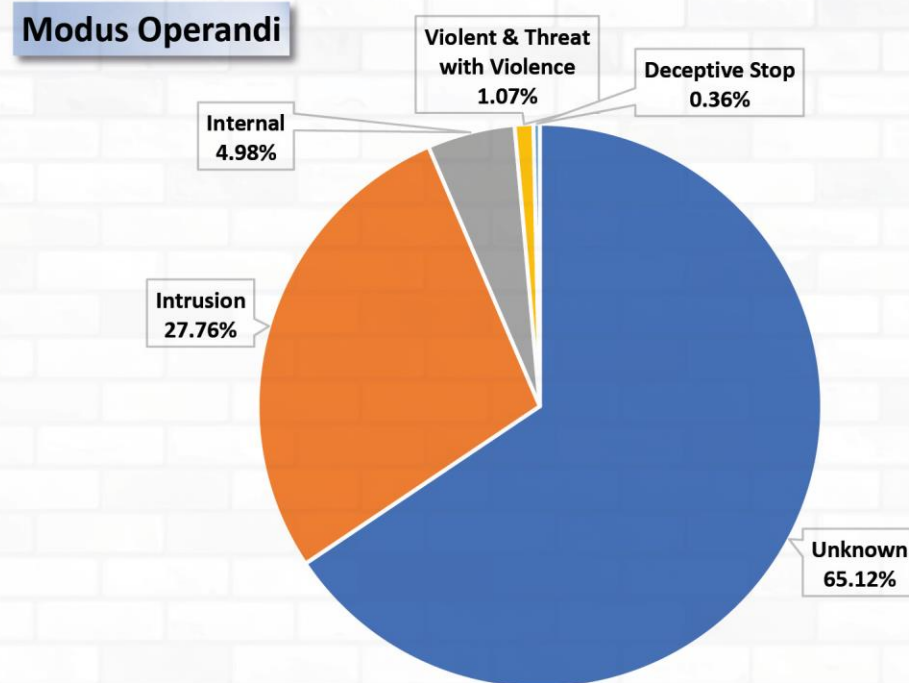
Recorded cargo crime - Romania - Types of Locations

Unknown	223	79.36%
Origin Facility	19	6.76%
Unclassified Parking	14	4.98%
En Route	9	3.20%
Destination Facility	7	2.49%



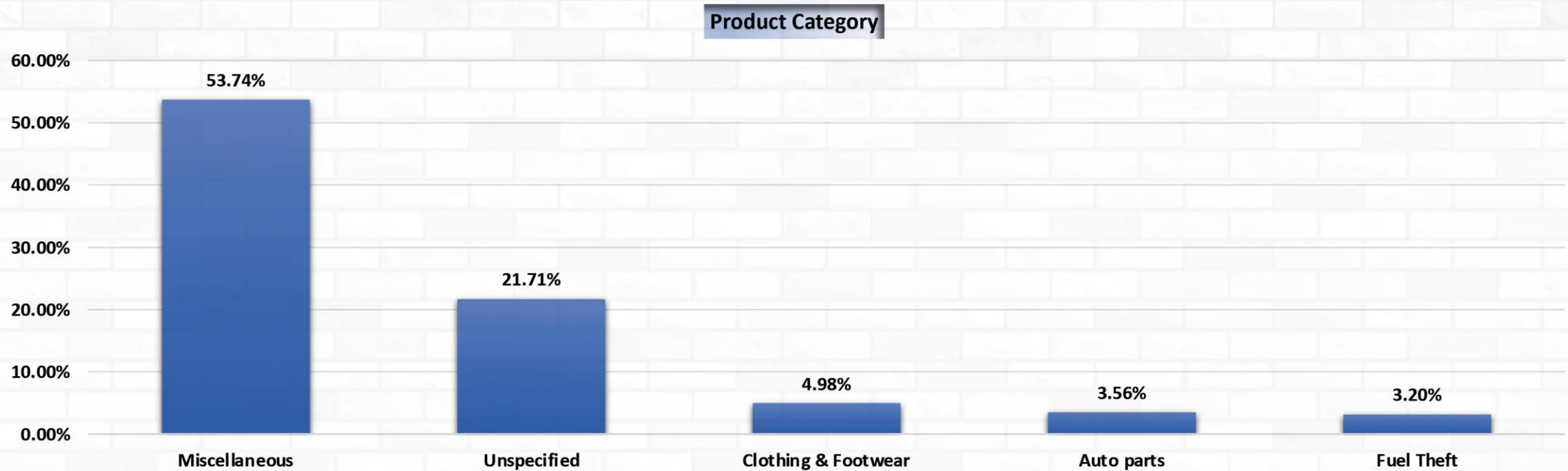
Recorded cargo crime – Romania – Types of M.O.

Unknown	183	65.12%
Intrusion	78	27.76%
Internal	14	4.98%
Violent & Threat with Violence	3	1.07%
Deceptive Stop	1	0.36%



Note: Incidents reported to the TAPA EMEA Intelligence System: Jan 2021-Mar 2024

Recorded cargo crime - Romania - Types of Products



Note: Incidents reported to the TAPA EMEA Intelligence System: Jan 2021-Mar 2024

TAPA Security Standards certifications – to March 2024

Certificates	Europe	Romania
Facility Security Requirements	949	23
Trucking Security Requirements	277	16
Parking Security Requirements	64	0

Note: Incidents reported to the TAPA EMEA Intelligence System: Jan 2021-Mar 2024

Higher standards



The growing focus by companies on the resilience of supply chains and TAPA EMEA's enhanced training tools continue to drive up our Standards' certifications...



FSR 1,134 Certifications **+14% YoY**



FSR - in 66 countries in EMEA



TSR 312 Certifications **+16% YoY**



TSR - in 31 countries in EMEA covering fleets of some 22,854 trucks



PSR 90 parking sites **+1%**




PSR - >10,493 secure truck parking spaces in 16 countries in EMEA

Standards & Training progress

Some highlights of benefits delivered to members in 2023...

- New revisions of FSR, TSR & PSR launched
 - >1000 trainees since launch of FSR & TSR Standards' revisions
 - Approval as EU SSTPA Training Centre + virtual EU SSTPA training course
 - More online training improvements & developments
 - Review & update of exam questions
 - Review & updates of all relevant translations
- Transition from Powerpoint training to a multi-language Synthesia Avatar concept with x3 TAPA EMEA Avatars (Thorsten, Markus & Pana)
 - FSR Multisite Guidance produced to drive facility certifications
 - Training webinars to assist members using the TAPA Standards



Standards & Training – new in 2024

- French & Turkish language trainings now available online
- Spanish & Italian translations in progress – launch end Q1
- FSR & TSR training webinars scheduled for the entire year
- WIKI & FAQ Updates available online
- Revisions in progress - Telematic, Locking & CCTV Guidance documents – launch end Q1



Building our PSR network

TAPA EMEA's Parking Security Requirements (PSR) is the world's fastest-growing industry standard for secure truck parking ... but we have a long way to go...

- Nearly **10,500** secure truck parking places in our database
- PPOs in **16** countries supporting TAPA PSR
- **90** sites in TAPA's secure parking database
- Many more parking sites in our database to be contacted by our Standards Team
- New PSR 2023 launched 1 January 2023
- New EC SSTPA training centre status will help boost secure parking options for members
- Opportunity for PPOs to achieve PSR & SSTPA certifications through a single audit



TAPA EMEA PSR & EU SSTPA

- New IAB “Applus” added only for SSTPA & PSR certs for France & Iberian Peninsula (note: former DEKRA employees with good network structure related to safe and secure parking)
- New Online training developed & launched in January 2024
- SSTPA virtual training dates scheduled & available for 2024



More regional representation

TAPA EMEA is re-energising its regional representation with defined goals for our existing local teams in...



France



Italy



Spain



CIS



Africa



Portugal



?Romania?

RESILIENCE

In the fight against cargo crime and supply chain threats, we are stronger when we join together...

THANK YOU



For further information, please contact me at:
Gino.Laios@pmi.com
<https://www.linkedin.com/in/ginolaios/>